

THE PLATEAU AND GREAT BASIN GROUPS

Native American Dwellings

NAME _____

DATE _____

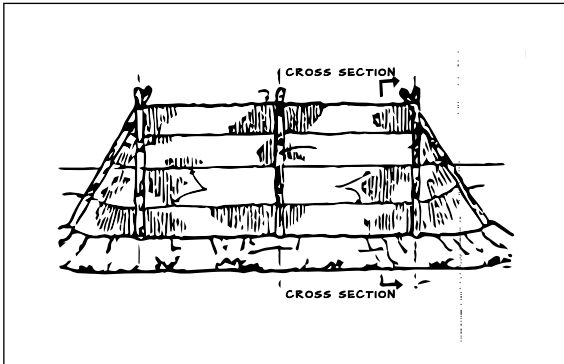
1. Below are pictures of three of the most important buildings of the Plateau and Great Basin Groups of Native Americans

sweat lodge

long house

semi-subterranean

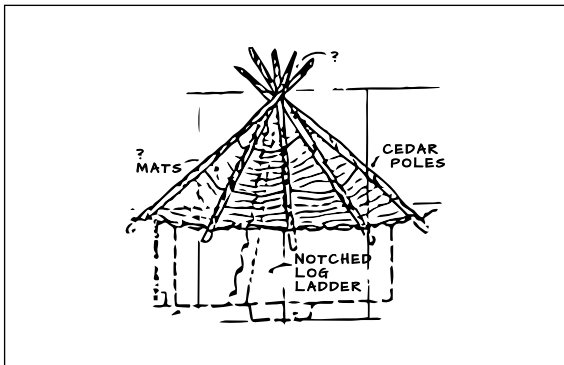
- a. Label each building
- b. Explain the use of the building
- c. State two characteristics of each building



Building: _____

Use: _____

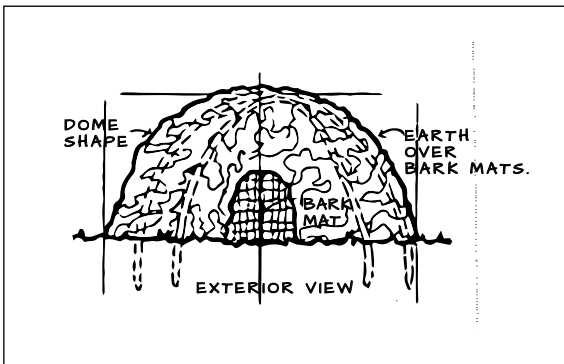
Characteristics: _____



Building: _____

Use: _____

Characteristics: _____



Building: _____

Use: _____

Characteristics: _____

2. How did Native Americans feel about their homes and the environment?

3. Name at least one tribe of the Plateau Group:

THE GREAT BASIN GROUP**3.19***Native American Dwellings*

NAME

DATE

1. Name at least one tribe of the Great Basin Group:

2. Draw and label the home of the Great Basin Group.

3. State the main use of the structure:

4. List three characteristics:

5. This home was similar to the _____ of the Midwestern Plains people.