

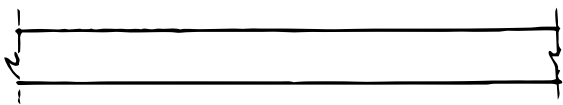


Architectural Drawing Symbols

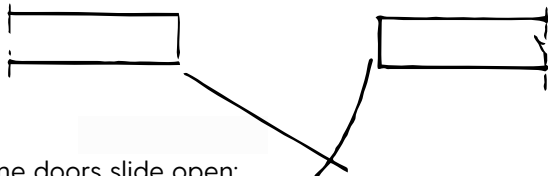
- A floor plan that is used to build a building shows only the things that don't move and are below the level of your outstretched arms.
- A floor plan is a bird's eye view as the bird looks straight down at the space below.
- This is a Floor Plan symbol Key
- It is drawn at a scale of one-half inch equals one foot:



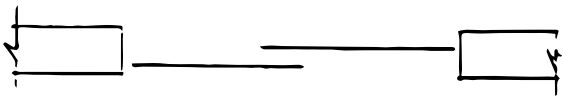
Walls are about six inches thick:



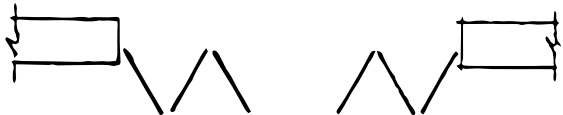
Some doors swing open:




Some doors slide open:




Some doors are folding:



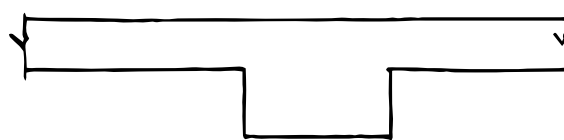
Chalk and bulletin boards are shown as a line just a little outside the wall:



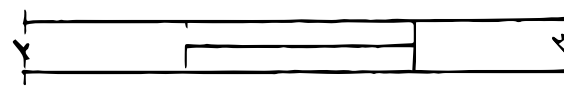
Only the tops of the counters and sinks are shown:



Some walls have a post in them:



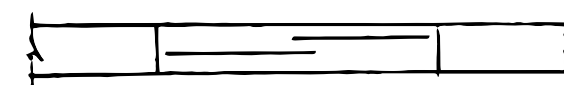
Some windows don't open:



Some windows are in rows and one or two may swing open:



Some windows slide open:



Some windows stick out. They are called bay windows:



Closets look like this—the shelf is above your arms, so it is dotted:

